

# Safe School Bus Stops



58<sup>th</sup> Annual Southeastern States  
Pupil Transportation Conference

Don Moore  
Assistant Director of Transportation  
Gwinnett County Public Schools  
Lawrenceville, GA

# SCHOOL BUSES ARE THE SAFEST WAY TO GET TO SCHOOL!

- **However** - The school bus stop is by far the most dangerous part of the trip for children traveling back and forth to school. Four out of every five children killed in a school bus related incident were killed while in the process of boarding or departing their school bus, according to the Pupil Transportation Safety Institute



# Family Sues Over School Bus Stop Death

**A school system's "culture of carelessness" led to a girl's fatal walk across a busy highway, the suit says.**



Rebecca, a High School student, was struck Oct. 8 as she crossed McMullen-Booth Road with her older sister, Mary, and another student. Moments earlier, they had been let off at a school bus stop that forced them to cross a busy, multilane road.

A long-standing district directive prohibited district routers from assigning such stops.

An investigation found that hundreds of additional stops also violated the directive.

It alleges that the district set up unsafe bus stops and failed to train employees properly, replace incompetent employees and use available technology to make stops safer.

# What Can We Do To Ensure Our Stops Are Safe?

- Develop Your Criteria/Guidelines
- Inspect and Document Your Stops -  
\*Annually, \*When Creating A New Stop,  
Or \*When Investigating A Safety  
Concern/Complaint About The Stop.
- Maintain Historical  
Records/Documentation



# Guidelines For Developing Safe Stops

---

## High Speed Roads


- 40 MPH & Higher – No Cross
- May Be Lower Than 40 MPH When Conditions Warrant
- Stop Placement Will Not Be Set Less Than  $1/10^{\text{th}}$  Of A Mile Once Bus Has Turned Off A High Speed Road.



# Guidelines For Developing Safe Stops

---

## Visibility



- 300 ft Either Direction
- Landscaping (Trees, Shrubs, Rocks Etc. Make Sure You Check When Foliage Is Out.
- Lighting – Notice Location Of Street Lights

If Facing The Sun Is Driver  
Blinded

Certain Times Of The Year It

May

Be Dark

# Guidelines For Developing Safe Stops

---

## Stop Distance

Not to Exceed  $3/10^{\text{th}}$  of a Mile Or Closer than  $1/10^{\text{th}}$  of a mile.

- The Exception Will Be Main Road Stops
- T-Stops That Are Determined To Be Unsafe Could Be Closer Than  $1/10^{\text{th}}$ .
- Sex Offender's Location May Cause Stop To Be Closer.




# Guidelines For Developing Safe Stops

---

## Student Crossing

- No Crossing On High Speed Roads
- Max Lanes For Crossing Is (2) Lane Roads When Visibility Is 300 Feet



# Guidelines For Developing Safe Stops



## Sex Offenders

- A Temporary Stop Will Be Placed On Either Side Of The S/O Address (at least 200 feet away).
- In The Event That A Sex Offender Is Listed At An Address That Is On A Street With A Length Of 3/10<sup>th</sup> Or Less, A Stop Is To Be Placed As Above
- If The S/O Is Located In A Cul-de-Sac And There Is No Other Solution, Send A Letter To All Parents Of Students Living In The Cul-de-sac to Inform Them Of The Location Of The S/O.

# Guidelines For Developing Safe Stops

---

## Sex Offenders – cont

- The S/O Address Is Placed On The Route Reports And Given To Drivers
- For Stops At Apartments, Parents Will Be Provided A Letter




# Guidelines For Developing Safe Stops

---

## Criminal / Gang Activity

- Must Be Discussed With School Resource Officer and/or Local Authorities
- Stops Will Be Placed Using S/O Criteria

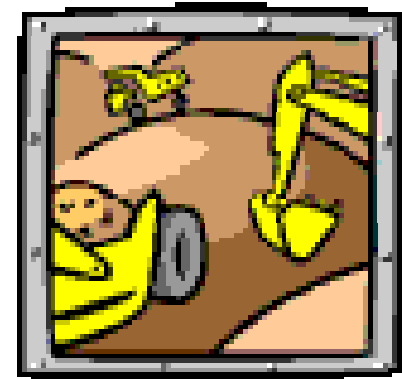


# Guidelines For Developing Safe Stops

---

## Construction

- Temporary Place Stop At Entrance Of Sub-Division
- As Development Is Completed Begin To Create Permanent Stops.



# Guidelines For Developing Safe Stops

---

## Cul-de-sac

- Stops Are Placed At The Entrance Of The Cul-de-sac
- The Bus Picks Up The Students In The AM And Then Turns Around. All Backing Is Done While The Students Are On The Bus
- In The PM The Bus Will Turn Around And Then Let The Students Off.

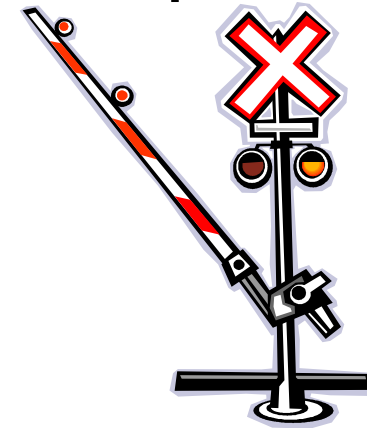



# Guidelines For Developing Safe Stops

---

## Railroad Crossings

- No Stops Placed Within 1/10<sup>th</sup> Of A Mile.
- No Students Are To Walk Across The Railroad Tracks To Reach Bus Stop.



# Guidelines For Developing Safe Stops

---

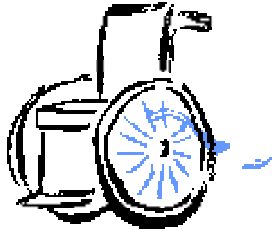
## Intersections

- Stop Should Be Located 30 Feet Back From Intersection
- Back End Of Bus Should Clear Intersection

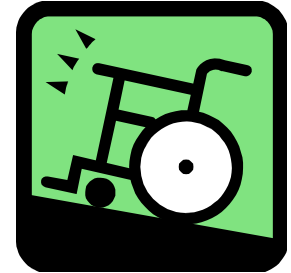


# Guidelines For Developing Safe Stops

---



## Special Needs Considerations



- Is The Stop Safe To Load On Street?
- Can The Bus Go On Driveway?
- Is The Grade Level Enough To Operate The Lift?
- Is the Surface Safe For Wheelchair Loading?







Date: \_\_\_\_\_



Dear Parent or Guardian,

It has come to our attention that a registered sex offender's address is located in your neighborhood. At GCPS, the safety of our students is the utmost priority. Whenever possible, bus stops are established to prevent students from walking past a registered sex offender's address.

However, in your neighborhood the sex offender's address is located at or in a cul-de-sac, an apartment complex, or a hotel/motel/extended stay. As a result, we are unable to place a stop in a location that will prevent the students from walking past the address.


This letter is to inform you of where the closest stop is located and to ask you to ensure that your child gets to and from the bus stop safely.

The address of the closest bus stop: \_\_\_\_\_

If you have any questions you can go to the GBI web site (see below) or contact the Gwinnett County Sheriff's Department.

GBI web site: <http://www.ganet.org/gbi/sorsch.cgi>

Date: \_\_\_\_\_



Dear Parent or Guardian,

This letter is to inform you that temporary stops are being created in your neighborhood due to the fact that a registered sex offender is residing in your area.

As one of our criteria for determining the safety of GCPS bus stops, we ensure that we have a bus stop set on either side of a known sex offender's address whenever possible. This allows students to access their assigned stop without having to cross in front of the sex offender's residence.

In the event that the registered sex offender moves from this address, the bus stops will revert back to the original stops set for your neighborhood. The safety of the students is our top priority and we ask for your vigilance to ensure that your child gets to and from the bus stop safely.

Please note the address of the temporary stop, listed below, which your child will need to use until further notice.

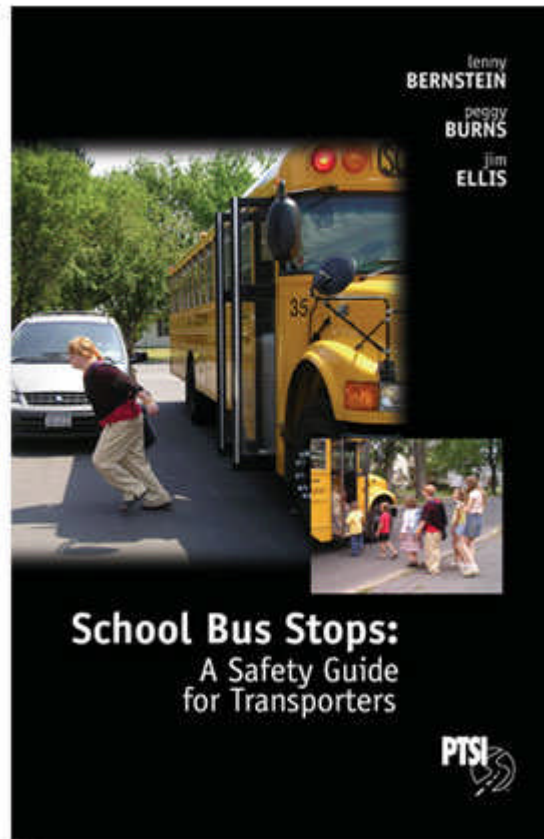
Temporary Stop: \_\_\_\_\_

Thank you in advance for your cooperation in this matter.

If you have any questions you can go to the GBI web site (see below) or contact the Gwinnett County Sheriff's Department.

GBI web site: <http://www.ganet.org/gbi/sorsch.cgi>

# Additional Resource To Assist You With Your School Bus Stops



## **School Bus Stops: A Safety Guide for Transporters**

Copies can be obtained  
through:

Pupil Transportation  
Safety Institute

[www.ptsi.org](http://www.ptsi.org)

315-475-1386

# We All Want Safe Stops



**Don Moore**

**Assistant Director of Transportation**

**Gwinnett County Public Schools**

**Lawrenceville, Ga**

**678 226 7009**

**[don\\_moore@gwinnett.k12.ga.us](mailto:don_moore@gwinnett.k12.ga.us)**